




Play for Literacy

“Celebrating January 27, 2011, Family Literacy Day”



Contact: SW FLRN Coordinator
Phone: 403 686 9300 ext. 128
Email: nada_jerkovic@famlit.ca

The Family Literacy Regional Network is a project of the Centre for Family Literacy.
Services are made possible by funding from the Alberta Government.

Foreword

January 27 is Family Literacy Day in Canada. On this day Canadian families are encouraged to read together, talk together and spend time enjoying learning activities as a family every day. This special day was created in 1999 by the ABC Life Literacy Canada, an organization that researches and promotes literacy in Canada.

Every year the ABC Life Literacy Canada creates nationwide activities to celebrate family literacy. Hundreds of thousands of Canadians across the country participate in this initiative in their homes and communities every year. Robert Munsch, the well-known author of more than 50 children's books and the most published writer in Canada, has been the Honorary Literacy Day since 2003. You can find out more about Family Literacy Day if you visit the website www.FamilyLiteracyDay.ca.

In 2011, Canadians are invited to Play for Literacy. It is important and helpful for families to go beyond sharing books with children and become aware of the literacy opportunities that surround them in everyday life. Play has a definite connection to literacy learning and provides children with many developmentally appropriate experiences to build their literacy skills. Preschoolers engaged in imaginative play are building their vocabulary and developing language skills. During play, the child can become a superhero, a parent, a dog, or all of these. Sticks can become horses and cardboard boxes can become cars. In the process, some important narrative skills such as main idea and plot, sequencing, logical reasoning, drawing conclusions, cause and effect (cornerstones of future successful reading) emerge.

Games help boost and reinforce essential literacy skills of school age children by giving them the kind of practice they will enjoy doing over and over again. They are important tools that enable parents to be confident and successful in their role of their child's best teacher.

The goal of this handbook is to give families and professionals working with families' ideas not only for celebrating Family Literacy Day 2011 but also for promoting learning together as a family every day. The project has evolved through the collaboration of the literacy organizations and agencies participating in Family Literacy Regional Network (Southwest Region), a project of the Centre for Family Literacy in Edmonton.

Many thanks to the following organizations for their contributions to this project:

- Calgary Public Library, Calgary
- CanLearn/Calgary Learning Centre, Calgary
- LearningLinks Resource Centre, Calgary
- Literacy for Life, High River
- Rainbow Literacy, Vulcan
- Calgary Reads, Calgary
- Further Education Society of Alberta, Calgary

Thank you to Mosaic Family Resource Centre, Immigrant Services, and Calgary Immigrant Women's Association for their support and interest in the program.

The Family Literacy Regional Network is a project of the Centre for Family Literacy.
Services are made possible by funding from the Alberta Government.

Play for Literacy

Wonderful Books to Grow Readers!

Suggested by staff at the Calgary Public Library who are passionate about growing readers for life!

Learn and Play

Learn to Count

Native Art Series

Call Number: Board Book LEA

This lovely board book series exposes children to basic concepts using First Nations and Native art.

Usborne Very First Nursery Rhymes

Illustrated by Rosalinde Bonnett

Call Number: Board Book BON

Twelve well-known nursery rhymes are featured in this simple, colourful, one-rhyme-per-page board book for families to share.

Animal Soup

By Todd Doodler

Call Number: Board Book DOO

In this flap book, young children practise mixing the smaller sounds in words that they hear to invent amusing names for new animals with mixed characteristics.

Wheels on the Go!

Look and See Series

Call Number: Board Book LOO

Tough little books with holes to peek through or flaps to open become favorite play things and teach a child how books work. Little fingers will have fun poking through the holes while exploring all kinds of things on wheels.

Hide and Seek in the Jungle

By Sean Callery

Call Number: Board Book CAL

Lift the flaps for a 'wild surprise' with this colourful and fun book that introduces animals and habitats to young children. Part of a series.

Sleepy, Oh so Sleepy

By Denis Fleming

Call Number: Z FLE

This beautiful picture book will become a bedtime favorite as you meet all kinds of babies who are ready to sleep.

The Lion and the Mouse

By Jerry Pinkney

Call Number: j 398.245 AES L

Talking about the pictures in a book is a great way to stimulate conversation. This stunning book is largely wordless, allowing you and your child to make up the story.

All the World

By Liz Garton Scanlon

Call Number: Z SCA

Your preschooler will be introduced to the world around us with this lyrical picture book.

Dancing Feet!

By Lindsey Craig

Call Number: Z CRA

The catchy rhythm in this book will make you all want to get up and dance. Enjoy chanting or singing along with this rollicking text!

My Heart is Like a Zoo

By Michael Hall

Call Number: Z HAL

Full of rich vocabulary, your children will love meeting the animals in this zoo. As they get older they will have fun finding the more than 300 heart shapes that make up the illustrations.

The Family Literacy Regional Network is a project of the Centre for Family Literacy.
Services are made possible by funding from the Alberta Government.

The Quiet Book **By Deborah Underwood** **Call Number: Z UND**
There are many kinds of quiet....Hide-and-seek quiet, Car ride at night quiet, First snowfall quiet. Enjoy this gentle book at your quiet times.

The Cow Loves Cookies **By Karma Wilson** **Call Number: Z WIL**
A rip-roaring, rhyming, read-aloud story that's perfect for picky eaters of all ages!

Shape by Shape **By Suse MacDonald** **Call Number: Z MACD**
This shape book extraordinaire builds "the biggest dinosaur event – a Brachiosaurus!" using cut-out shapes of various colors.

The Treasure Bath **By Dan Andreasen** **Call Number: Z AND**
This essentially wordless book uses simple, engaging illustrations with the imaginative twist of a treasure hunt to tell the story of a boy and his mother going through everyday routines: baking a cake together, taking a bath, dressing for bed, and then sharing the rewards.

One Pup's Up **By Marsha Wilson Chall** **Call Number: Z CHA**
This up-to-ten-and-back-again counting book incorporates rhythm, rhyme, and alliteration as well as new vocabulary for early readers and features ten frisky puppies who tumble and jumble, piddle in the middle, pounce and bounce away from their mom and back again.

Wow, It's a Cow! **By Trudy and Jay Harris** **Call Number: Z HAR**
This farmyard flap book uses animal noises and rhyme to entice youngsters to guess which animal might be behind the flaps.

Mouse was Mad **By Linda Urban** **Call Number: Z URB**
Anyone who's ever had a bad day that just gets worse will sympathize with mouse and his not-so-helpful friends. This humorous and action-driven story is full of repetition and great vocabulary.

Can You Growl Like A Bear? **By John Butler** **Call Number: Z BUT**
A simple interactive book about animals and the noises they make. Using rich vocabulary the reader is lead from a gentle rollicking feel into a frenzy as they howl with the wolf and down again into sleepy calmness as they nuzzle with panda bears.



Contact: Calgary Public Library
Phone: 403.260.2600
Email: dear.library@calgarypubliclibrary.com
Web: <http://www.calgarypubliclibrary.com>

The Family Literacy Regional Network is a project of the Centre for Family Literacy.
Services are made possible by funding from the Alberta Government.

Play for Literacy

Storytelling Game

Developed by the family literacy staff at the CanLearn/Calgary Learning Centre.

Dear Family,

This game will enable you and your children to make up a story together. All the characters and objects need to be made into a story.


Here's what you do:

- Cut apart the story cards from the sheet enclosed
- Stack the cards in a deck face down
- Family members take turns making up a story using cards. All the characters and objects need to be made into a story
- This is an activity that can be done over and over. You can also make more cards by drawing pictures or cutting pictures out of magazines or flyers to add more variety


Happy Storytelling!

The Family Literacy Regional Network is a project of the Centre for Family Literacy.
Services are made possible by funding from the Alberta Government.

Banana




Monkey




Egg



Sun



Pizza



Snowman



Jelly Beans



Monster



The Family Literacy Regional Network is a project of the Centre for Family Literacy.
Services are made possible by funding from the Alberta Government.

Cheese




Plane



Orange Juice




Clown



Walmart



Car



The Family Literacy Regional Network is a project of the Centre for Family Literacy.
Services are made possible by funding from the Alberta Government.

Lollipop



Teddy Bear




School Bus



Robot



Alligator




Ice Cream



Bicycle



Mouse



The Family Literacy Regional Network is a project of the Centre for Family Literacy.
Services are made possible by funding from the Alberta Government.


Book



Guitar




Parachute




Alien



Princess



Hot Dog




The Family Literacy Regional Network is a project of the Centre for Family Literacy.
Services are made possible by funding from the Alberta Government.

Magic Wand



Snow



Elf



Shoe



Cowboy



Clock



Calgary Learning Centre

changing lives through learning

Contact: CanLearn/Calgary Learning Centre

Phone: 403.686.9300

Email: info@calgarylearningcentre.com

Web: <http://www.calgarylearningcentre.com>

The Family Literacy Regional Network is a project of the Centre for Family Literacy.
Services are made possible by funding from the Alberta Government.

Play for Literacy

Family Time

Suggested by the staff at Literacy for Life Foundation.

Literacy Bingo

Play bingo using sounds and pictures to match to the correct words.

Scavenger Hunt

Look for hidden pictures, words and sounds at home, at the mall, or anywhere that you are visiting. Write down where they were spotted, and give out a prize for the first one finished.

Story Chain Event

Start the story by writing a sentence, and then pass it on to the next person. Each person adds a sentence and the last person reads the story out loud.

Fishing for a Story Pond

Play a magnetic fishing game with magnets. Each magnet will have part of a sentence on it at 3 different sites at your activity. Each person needs to pick a beginning, middle and end sentence from each site. You then have to tell a story that makes sense using the sentence magnets you caught.

The World and What Our Family Knows About It

Pick a location on a world map. Tell your family interesting facts, or made up facts, about the country you picked. Your audience has to decide whether the facts are “true” or “false”.

Paper Folding Activities

This game is for two people. Pick a paper folding activity and then use either spoken or written instructions to help your partner make the end product.

What I Know about Mother Goose?

Answer skill testing questions about common Mother Goose nursery rhymes or make up your own questions using Mother Goose as a main character.

Can You Guess Who I am Describing?

This is a version of 20 questions. Choose a person in your family, a brother, sister, parent, cousin or grandparent, and have the players guess how you are related to them.



Contact: Literacy for Life Foundation

Phone: 403.652.5090

Email: lfladmin@telus.net

Web: <http://www.litforlife.com>

The Family Literacy Regional Network is a project of the Centre for Family Literacy.
Services are made possible by funding from the Alberta Government.

Play for Literacy

Winter Outdoor Fun

Suggested by the staff at Rainbow Literacy.

Don't let winter and cooler temperatures get you down! Alberta has some great sunny days to get out and enjoy our Canadian Winters!

Winter is a great time to get out and play. Fresh air and exercise helps our brain and body function better.

Just remember to dress warm for the weather and have fun playing in the snow!

We learn many things from playing outside in the snow:

- Hot and COLD!
- Shapes and Sizes
- Patterns
- How are bodies move in lots of clothing
- Balance – walking and running on slippery surfaces
- How much we can lift and carry
- Numbers
- Colours

So much more...



The Family Literacy Regional Network is a project of the Centre for Family Literacy.
Services are made possible by funding from the Alberta Government.

Fox and Geese

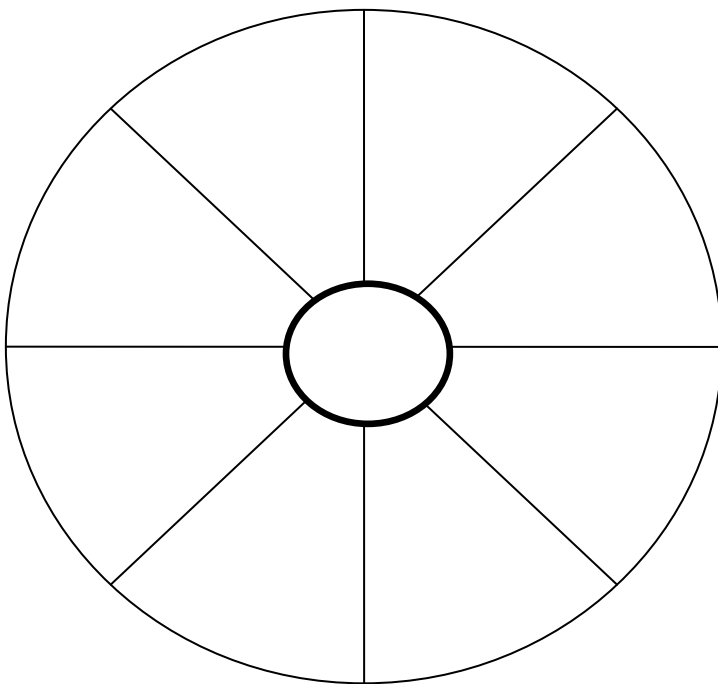
This Game is played after a snowfall. It is a very old game and needs nothing but snow to play!

Things you need:

- 3 people or more
- Snow in the yard or park

Directions:

1. Tramp down the snow in a large circle. (See picture below!)
2. Tramp down a line across the circle. Then do more lines like spokes in a wheel, these will become the running paths. (See picture below!)
3. Make a circle in the centre of the circle. All the paths should meet at the middle circle. (See picture below!)
4. One player is the Fox and the rest are the Geese.
5. The Fox tries to catch the Goose – who then becomes the next Fox.
6. All players must stay on the paths.
7. If a Goose steps off the path, that Goose is caught.
8. The only safe place for a Goose is in the centre circle.
9. Only one Goose is allowed to be in the centre circle at a time. If another goose comes, the goose in the centre circle must leave.
10. Have Fun!



Fox and Goose Game:

Trample the snow in this pattern. Make big circle first. Then the lines, and then the middle circle.



The Family Literacy Regional Network is a project of the Centre for Family Literacy.
Services are made possible by funding from the Alberta Government.

Build a Snow Family

Building a Snowman is fun. Building a Snow Family is FANTASTIC!

Make each snow family member to match each member of your family. You can even add the family pet or create a farmyard of snow pigs or cows! But if you only have time for one that is just fine too!

Things you need:

- Hat
- Scarf
- Buttons or rocks for eyes and mouth
- Carrot or rock for nose
- Sticks for arms
- Sticky snow

Directions:

1. Make a ball of snow
2. Roll it on the ground until it the size you want
3. Make a second ball of snow and make it slightly smaller than the first.
4. Put the second ball of snow on top of the first one.
5. Make a third ball of snow and roll it to make it slightly smaller than the 2nd ball.
6. Put the third ball of snow on top of the 2nd one.
7. Put sticks in the 2nd ball of snow to make arms.
8. Now use the items above to make a face, give the snowman a hat and scarf!
9. Repeat to make more!



The Family Literacy Regional Network is a project of the Centre for Family Literacy.
Services are made possible by funding from the Alberta Government.

Snow Sculptures

Get creative and make your own snow sculptures. Your imagination sets the limits!

Things you need:

- Snow
- Shovels
- Butter knife or hand held garden shovel
- Spray bottles (with water in it)
- Food Colouring

Directions:

1. Shovel snow into a pile
2. Jump, walk and trample the pile down so your snow is compact
3. Take small shovel or butter knife and carve out your sculpture (animal, face, flower or anything you want!
4. Take spray bottles and fill with water and food colouring of your choice.
5. Spray your sculpture with water to dye the snow.
6. You may need different colours depending on what you are creating!
7. Watch your yard turn into an outdoor art gallery!!!



Contact: Rainbow Literacy Society
Phone: 403.485.3107
Email: info@rainbowliteracy.com
Web: <http://www.rainbowliteracy.com>

The Family Literacy Regional Network is a project of the Centre for Family Literacy.
Services are made possible by funding from the Alberta Government.

Play for Literacy

Play, Sing, Talk, Read!

Excerpt from the handbook *Learning to Read: A Parent Role*. Used with the permission from Calgary Reads.

The building blocks for literacy are far from dull. In fact, with these simple suggestions, you'll be having so much fun ... you'll likely even forget that you're laying the foundations for your child's learning. It's as easy as reading, talking singing and playing with your child every day.

Play:

- I spy
- Pretend adventures like going on a bear hunt
- Peek-a-boo
- Empty-full, High-low, Fast-slow
- Dress-up
- Follow the leader
- Make show angels
- On-off, Up-down, Stop-go
- Look for ladybugs

Sing:

- Nursery rhymes
- This Little Piggy
- You are my Sunshine
- Hickory Dickory Dock
- Cradle and good night songs
- Round and Round the Garden
- Itsy Bitsy Spider
- The Wheels of the Bus Go Round and Round

Talk:

- Peeling carrots/getting ready for dinner
- Fire engines going by, diggers on the road, traffic gridlock
- Washing dishes
- Ask and answer questions
- The weather
- What's happening in the yard, on the sidewalk, at the dentist's office
- Making cookies
- Tell stories

Read:

Birth to Two Years – Beginning the Magical Journey

- Good Night Moon
- Pat the Bunny
- Runaway Bunny
- The Very Hungry Caterpillar

Two to Four Years – Loving the Story

- Richard Scarry books
- Flip-up books
- Dr. Seuss books
- The Wheels on the Bus

Five and Six Years – Balancing Challenge and Comfort

- Robert Munsch books
- Alphabet and I Spy Books
- Paddington or Corduroy Stories
- Poetry and Non-Fiction



Contact Calgary Reads

Phone: 403.777.8254

Email: info@calgaryreads.com

Web: www.calgaryreads.com

The Family Literacy Regional Network is a project of the Centre for Family Literacy.
Services are made possible by funding from the Alberta Government.

Play for Literacy

Play for Literacy

Suggested by the staff at the Further Education Society of Alberta.

How can we build our children's literacy skills? Play, play, PLAY!

Literacy is a part of everyday life. Written words and numbers, or print, are all around us; on street signs and buses, in cupboards and refrigerators, on clocks and calendars.

In the "magic circle" of play, children have so many great opportunities to build literacy skills for the future. Through play, they are free to wonder and delight at things that surprise and challenge them in their world. A rich play environment encourages rhymes and songs, creative exploration, a love of books and reading, and most of all, the notion that learning is tons of fun!

There are many games to play with your friends and family. Here are a couple of games you can play today:

Name that Song!

- One person thinks of a song for the other to try to guess.
- They then hum the first line of the song and the others try to guess what it is. Each person gets one guess. If someone gets it right, it is their turn to think of a song.
- If no one guesses correctly, the first person then hums the first and second lines, and everyone guesses again.
- The game continues with the person who is humming adding one line at a time, and the others trying to guess what the song is.
- If no one has guessed after one whole verse, the person who is humming says what the song is. Then they get another turn.

In My Bag

- One person starts the game by saying "In my bag, I have a...." followed by an object.
- The next person repeats what the first person has said, then adds another object. It makes the game sillier if the objects are not related to each other in anyway.
- Everyone takes turns adding items to the backpack, each time repeating the growing list of items that are already in there. The items must be repeated in the correct order.
- When someone forgets an item, or tries to say the list in the wrong order, then that person is out of the game. The winner is the last player left in the game.



The Family Literacy Regional Network is a project of the Centre for Family Literacy.
Services are made possible by funding from the Alberta Government.

Animal Mash

- Everyone folds a piece of paper in half across the middle, then unfolds it again. Each person then draws the top half of an animal on the top half of their piece of paper, overlapping the fold a little.
- To hide what they have drawn from the next person, they fold over the top half of their drawing. The part that overlaps the fold should still show. Everyone passes their paper to someone else.
- Each person completes the drawing on the piece of paper that they now have, by drawing the bottom half of another animal below the fold.
- Unfold all the pieces of paper to find out what strange-looking animals have been drawn.



Strengthening Communities Through Family Learning

Contact: Further Education Society

Phone: 403.250.5034

Email: jspicer@furthered.ca

Web: <http://www.nald.ca/fesa/home.htm>

The Family Literacy Regional Network is a project of the Centre for Family Literacy.
Services are made possible by funding from the Alberta Government.

Play for Literacy

Play Literacy Ideas for School-Age Children

Suggested by family literacy staff at the CanLearn/Calgary Learning Centre

Family Stories

Choose a few family photographs to talk about: when they were taken, who is in the picture, and what the occasion was. Pay attention to the details in the photographs. Make up captions to go with each photo. As you write, talk about the letters you use and reread the words from time to time. Hang your stories on the fridge or a bulletin board so you can reread what you wrote.

What Made You Happy Today?

What made you feel good today? Share a “happy story of the day” at the dinner table.

Family Question Box

Decorate a shoebox with a removable cover. Make a hole in the box big enough for a folded piece of paper. During the week, collect any interesting or puzzling questions your family members ask. Set aside some family time at the end of the week, to choose and discuss one a few of the questions from the box.

What’s so Funny?

Children love funny stories. As you read a funny book together, be sure to point out the humorous parts and talk about what makes them so funny. Find examples of play or words or exaggerations. Talk about the illustrations that are meant to make the reader laugh.

Children in grades K-3 will enjoy these funny stories:

- Chester by Melanie Watt
- The Day the Babies Crawled Away by Peggy Rathmann
- Knuffle Bunny by Mo Willems
- The Pout-Pout Fish by Deborah Diesen

Children in grades 3-6 may like:

- Mom, What If I Swallowed an Ice Cube?: A Humorous Tale of Worst Aid by Michelle Lautanen and Neil Shapiro
- Math Curse by Scieszka, Jon
- Secret Knowledge of Grown-ups by Author: Wiesner, David
- Why Did the Underwear Cross the Road? by Korman, Gordon

Imagine

Create the Imagine game with your child. Imagine that you woke up one morning and someone has left a box on your kitchen table. What would you find inside when you opened it? What will you do with it?

Tell a Story

Describe a dog that likes to eat 10 chocolate bars a day

Tell about a snowman that refused to melt

Tell about a boy who never got a haircut

Opposites Attract

Give your child a word and ask him/her to give you a word that means the opposite. Start with simple words such as hot/cold and then include more complex pairs of words. Some examples are: absent/present; awkward/graceful; blunt/sharp; busy/idle; divide/unite; cautious/careless; difficult/simple; damage/improve; generous/stingy; plentiful/ sparse

The Family Literacy Regional Network is a project of the Centre for Family Literacy.
Services are made possible by funding from the Alberta Government.

How Many Words Can You Make?

Each family member gets a long word. Some examples are: communication, experiment, independence, laboratory, metropolitan. The goal of the game is to make a list of as many words as possible using the letters of the long word. Set the kitchen timer for three minutes and go. Don't forget to discuss the meanings of your long words.

Odd Word Out

Give your child a number of words and ask him/her to decide which word does not go with the others. Start with a simple example such as cat, dog, bird, shoe (shoe is the odd word out as others are pets). Then make it more challenging. Some examples are:

- Glass, window, water, mirror
- Bee, ant, butterfly, hawk
- Ear, ankle, heel, knee
- Belt, necklace, bracelet, ring
- Forty, tenth, sixth, fourth

Number Associations

Think of a number that is associated with the following words: twins, midnight, Snow White's dwarfs, unlucky, days of the week, couple, dozen, dime, lucky clover, decade, baker's dozen, century, triplets, months in a year, double, octopus, noon.

Same and Different

What is the same about a dog and a cat? They are both pets. They have four legs. They both have tails.

What is different about a dog and a cat?

Try playing this game with the following word pairs: hill/mountain; excited/anxious; basketball/soccer; escalator/elevator; banana/peanut; telephone/e-mail; wonder/ question

How They Look?

Think of a word that best describes:

- How a child's room looks after playing in it all day
- How a baby wearing a Halloween costume looks
- How an elephant looks to a small child
- How a pickle tastes
- How a baby feel just before her nap
- How a child feels just before her birthday party
- How you would feel if you found \$10
- How your shoes look after you've walked through mud

Think of the Word that Means the Same

Think of a word that means the same as each of the following words: tiny, large, mad, unhappy, nap, finished, hog, simple, robber, sleepy, scream, prison, purchase, gorgeous, overcast.



**Calgary
Learning Centre**

changing lives through learning

Contact: CanLearn/Calgary Learning Centre

Phone: 403.686.9300

Email: info@calgarylearningcentre.com

Web: <http://www.calgarylearningcentre.com>

The Family Literacy Regional Network is a project of the Centre for Family Literacy.
Services are made possible by funding from the Alberta Government.